

C-Bus<sup>®</sup>

# home

# CONTROL

to enhance your lifestyle

[clipsal.com/cis](http://clipsal.com/cis)

 **CLIPSAL<sup>®</sup>**

by Schneider Electric





## Your home

Your home is about living, and with C-Bus Home Control, it's about living with ease. C-Bus provides an enhanced lifestyle of entertainment, convenience, comfort, security and energy efficiency, through the automation of routine tasks.

It enables you to set personalised scenes and modes, such as a "Goodnight" button that turns everything off when you go to bed and a "Watch DVD" button that activates your home cinema and dims the lights when you watch a movie. Press a "Goodbye" button upon leaving your home, and you can be confident that all the lights and controlled appliances are off and your alarm is armed.

With so many advanced features, C-Bus allows you to take complete control of your lighting and electrical devices, and as a result potentially reduce the energy consumption around your home.

The possibilities are endless with C-Bus home control. Whether you are building or want to enhance your existing home, anyone can enjoy the benefits of an automated home. You can even start small and add to the system as your lifestyle changes.

**That's a smart home!**





## Enhance your lifestyle

A smart home is all about making life easier and more convenient. In a world that is so demanding on our time, wouldn't you love being able to control lighting, audiovisual, temperature and much more from your couch or anywhere throughout your home?

Improve the ambience, atmosphere and emotion in your home with C-Bus Home Control "scenes" that instantly deliver the lighting environment you require. For example, if you love hosting dinner parties, why not configure a "Dinner Party" scene? At the press of a button lights dim, music fades up, the curtains close and the temperature is just right.

A smart home adds "wow factor" and can assist to enhance the elegant features of the home. In addition to this, C-Bus greatly improves the usability and functionality of any home. Smart homes give you total control of your home and have a completely polished appearance due of the clever use of touch screens and switches to control blinds, lights, audiovisual equipment, and much more. There's a good chance if it's powered by electricity, C-Bus can control it!

C-Bus Home Control can also be integrated with your security system to provide added peace of mind. Whether you're at work or away on holiday, the smart home can alert you to what's going on with your home security. C-Bus even provides an immense amount of help in an emergency, such as turning on all your lighting when the smoke alarms are activated.



## Popular scenes

### WELCOME HOME

Activate the “Welcome Home” scene from your car or garage when you disarm the security system to turn on exterior, hallway, kitchen and family room lighting.

### AIR CONDITIONING & CEILING FANS

Control the air conditioning and ceiling fans from anywhere in the home to ensure the perfect level of comfort.

### APPLIANCES & ELECTRICAL

Plug adaptors can be used to operate any power outlet throughout your home via remote control, while offering additional energy savings by turning off stand-by power to electrical devices plugged into the unit. C-Bus plug adaptors are ideal for kitchen appliances such as coffee machines, so you can wake up to a freshly brewed coffee. Alternatively, control individual lamps to create the perfect lighting ambience.

### MUSIC THROUGHOUT THE HOME

Enjoy your favourite music throughout the home. Your kids can even plug in their MP3 players and listen to music in their rooms.

### DINING

Set the perfect scene for dinner parties or romantic evenings. Press the “Dining” button and the lighting will dim to a preset level, your favourite music will turn on and the air conditioning will set to the ideal temperature.

### TIMERS, DIMMERS & SENSORS

Reduce your electricity costs by using in-built timers, dimmers and sensors to control the lighting. For example, sensors will turn lights on when you occupy spaces, and turn off when you leave. Ideal for areas such as pantries, walk-in robes and stairwells.

### HOME THEATRE

Sit down to watch your favourite movie and dim the lamps and lights from the comfort of your couch. A preset “Watch Movie” scene will dim your lights, close the curtains and blinds, turn on audiovisual equipment and set the air conditioning to the perfect temperature, all with the press of a button.

### OUTDOOR & LIGHTING

Operate pool/spa pumps, watering systems and garden lighting.

### NIGHTLIGHTS

Nightlights in the children’s rooms can turn off automatically after a preset time. If the kids require you at night, you can turn on their light or lamp to a dim setting from your bedside or touch screen.

### ALL OFF

Press the “All Off” button to turn off every light in the house, including your bedside lamps. If you need to get up in the middle of the night, you can turn on your en-suite light to a dim setting from the comfort of your bed.

### GOODBYE

Press the “Goodbye” button to arm your security system and turn off the lights, lamps, air conditioning and appliances. It can even check that all the windows and doors are closed.

*TIP: Incorporate Wisier Home Control™ into your C-Bus system and you can control your entire home from a mobile device or laptop. With Wisier you can control your home when you’re not there, which is great for checking your security system or turning on the air conditioning before you get home. You can even check everything is turned off. Wisier gives you complete control at your fingertips! Discover the fantastic benefits of Wisier on page 21.*



# Set the scene

You can create a personal touch to your home with special modes called “scenes”, ideal for entertaining, relaxing or looking after your home.

Scenes are created by controlling elements such as light levels, audio and air conditioning, and pre-programming them to work in unison to create a specific mood or environment within the room.

Combine all of today’s best technology with the benefits of C-Bus Home Control to create individual scenes to suit your needs.

## Wireless

C-Bus Wireless is a simple cost effective way to save energy or upgrade an existing C-Bus installation. It’s a common misconception that lighting control is only available to those building a new home. With C-Bus Wireless, remodels, renovations or home extensions can be enhanced with personalised lighting scenes to fit every occasion.

With C-Bus Wireless control you can start with just one room and add to it piece by piece. Your electrician simply replaces your normal light switches with C-Bus Wireless light switches - meaning no damage to the walls or existing décor and a home that can grow as your lifestyle changes.

You can also set up multi-way switching, so you can turn any light on or off from any switch, anywhere in the house. Individual switches can also be fitted as you need them and programmed to suit your specific requirements or to complement your existing C-Bus system.







## Entry/Garage

### C-Bus Home Control can:

- deactivate your alarm system from a fob on your keychain, as the roller door opens
- activate external lighting when movement is detected, providing you with extra peace of mind. You can also coordinate this with your security cameras. If the alarm is activated, connect to your C-Bus system via Wiser (page 21) and view live security footage to ensure your home is safe
- provide keyless entry at your front door, ensuring you can gain easy access to your home when your hands are full
- illuminate path lights from your front gate to your front door as movement is detected. This ensures a safe passage at night
- control your external lighting using in-built timers and/or security sensors to ensure lights don't stay on too long and only operate after dark.





## Kitchen

### **C-Bus Home Control can:**

- control all elements of your home from one central location via a touch screen
- allow you to view who's at the front gate or front door prior to opening it. Welcome guests and open the front door with the touch of a button from your kitchen touch screen
- conveniently enable you to check emails on your touch screen. You can even receive email alert notifications from your security system
- ensure appliances, lights and audiovisual equipment are all turned off and your security system is activated via an "All Off" or "Goodbye" setting.





## Living room/Theatre

### C-Bus Home Control can:

- dim your lights to 20% before you watch a movie
- control your DVD player and activate your projector screen to descend and turn on your movie projector
- activate your air conditioner to come on should the inside temperature reach a preset level
- allow you to live with the perfect amount of ambient light with the assistance of C-Bus Light Level Sensors. Your C-Bus system can open or close blinds to increase natural light and ventilation in response to the surroundings
- incorporate the gas fireplace into your preset "Relax" scene for the ultimate winter comfort.





## Bedroom/Bathroom

### C-Bus Home Control can:

- activate a mirror demister when the exhaust fan is switched on
- switch on towel rails when the external temperature falls below a preset level
- control underfloor heating to operate during off-peak periods (where available), but only when it's cold outside
- dim your en-suite and bathroom lights to ensure lighting isn't too bright if you visit this area during the night
- provide complete home control and an alarm clock from a bedside touch screen. This can include presence sensing, which turns on the screen backlight only when you need to view it, which is great for sleeping at night
- dim your lights to 30% when you are watching TV or reading at night
- set your bedside lamps to be nightlights if required, with 10% light for a soft ambient glow
- turn on walk-in robe lighting as you enter, which is activated by a motion sensor
- activate hallway lighting via motion sensors, to ensure safe passage to the children's room if they need your attendance during the night
- control ceiling fans to regulate airflow and maintain a desired comfort level
- open blinds and curtains in the morning at a preset time to ensure you wake-up when you need to.







## Patio/Outside

### C-Bus Home Control can:

- open and close retractable awnings with the assistance of wind and light level sensors
- retract your TV monitor from the ceiling and swivel it around to ensure the perfect viewing position
- operate pool pumps automatically during off peak electricity periods to ensure energy is not wasted unnecessarily
- irrigation control efficiencies can also be further maximised by incorporating daytime temperature, rainfall, wind speed and ground moisture sensors, which can all be monitored through C-Bus
- incorporate feature lighting and water features into a “Party” scene to enhance the mood at your next gathering
- distribute multi-room audio to your outdoor entertaining area, which can also be incorporated into a scene.
- activate external lights when movement is detected.





## Multi Room Audio

If you're including C-Bus in your home, then the C-Bus Multi-Room Audio system is an absolute must. From a single zone on the back patio to a complete multi-room, multi-source system that's completely scalable.

This elegant solution provides total control of music from anywhere in the home. It can be controlled by the same wall switches, touch screens or remotes that control your lights, security system, etc.

The C-Bus system also allows you to change radio stations, skip CD tracks or change songs streamed from your computer or music device. This means you don't have to go to another room whenever you want to change music.

### Example 1:

Listen to your favorite music playing outdoors under the patio, while you are having a barbeque and entertaining your friends.

### Example 2:

The kids want to listen to their favorite music but you're entertaining friends. They can simply plug in an iPod® device to the local music source in their room and listen to their own music, while you listen to something more appropriate with your friends at the barbeque.






# Wiser gives you access anytime

Wiser Home Control™ brings a whole new level of functionality and connectivity throughout the home.

Wiser makes accessing your home technology easier and more convenient. It provides seamless control of music, air conditioning, lighting, sprinkler systems, security and more – allowing you to monitor and control all of this from various smartphones, tablets or computers!

Wiser provides consistent and intuitive control. You get the same look and feel on every device, any time, anywhere; from a home computer or even a mobile device. Lights are operated with a lightbulb icon, music by a speaker icon and irrigation by a tap icon. You can turn on your air conditioner from your mobile phone on the way home, or check everything is turned off when you get to work. But it's not just about controlling it... with Wiser your home can make things happen automatically according to your lifestyle and routine.





# Smart living solutions that make sense

We all want to do our part for the environment. But did you know that you can potentially save money by using C-Bus home control?

C-Bus Home Control has a minimal impact on the environment. With so many advanced features, the C-Bus Home Control system allows you to take complete control of your lighting and electrical devices. As a result, you can reduce your energy consumption around the home. This can be achieved through:

## Dimmers

Dimmers are commonly used to reduce energy consumption and can extend the life of lamps and reduce your power bill. Lights can be dimmed to 20% when you are watching a movie, or incorporated into a scene for ambient lighting during dinner.

## Occupancy control

Add convenience and energy efficiency to your pantry, hallway or closet with occupancy sensors that automatically turn lights on or off when you enter or leave the space.

## All off switch

Automatically switch off all your lights and appliances that may use standby power at the press of a button. An “All Off” function can be incorporated into an “Away” scene before you leave the house.

## Programmable thermostat

C-Bus thermostats can be easily set to function in a power saving mode (Setback Mode). Heading off to work? Simply press the “Leaving Home” scene on your keypad or touch screen to turn off all the lights and reduce your heating or cooling usage.

## Air conditioners

Air conditioners can be integrated into a home control system, with timers and sensors, to operate more efficiently. For instance, program your heating or cooling to only turn on when it reaches a certain temperature outside.

## Light level or daylight sensors

Automatically adjust lighting according to the natural light coming in through your windows. This creates a perfectly lit environment while making the best use of natural light.

## Blind control

Motorised windows, blinds and curtains are incredibly practical - improve your home's energy usage by optimising the natural light or automatically open and close to reduce thermal transfer and reduce reliance on artificial heating and cooling.

## Time Scheduling

With the use of simple time scheduling, C-Bus home control can be used to turn your electrical devices or appliances off when they are not needed.

## Irrigation system

Did you know an automated irrigation system reduces water waste far beyond that of a standalone irrigation system? Efficiencies can be further maximised by taking other variables into consideration such as daytime temperature, rainfall, wind speed, and ground moisture.

## C-Bus Approved Installer



C-Bus Approved Installers have been trained and accredited by Clipsal as specialists in C-Bus technology and its application. This is the first stage in the C-Bus accreditation process and can lead to pointOne or Platium Partner status. From system design, through to installation, then on to programming and commissioning, a C-Bus Approved Installer will ensure that your C-Bus system reaches its full potential, delivering the best performance, functionality and most of all, value for money. Building a new home is a big investment. Don't risk compromising the outcome with just anyone. Insist on a C-Bus Approved Installer and have confidence and peace of mind in knowing that you have the backing of Clipsal, Australia's number one in electrical building products.

## Clipsal PointOne Integrator



C-Bus pointOne is a group of specialist systems integration companies. They have the technical knowledge and practical experience on a whole range of complimentary technologies to enhance the functionality of your residential premises. As the one point of contact, C-Bus pointOne members make residential lighting control and automation applications an easier process. They do this by providing turnkey solutions for the design, project management, installation, integration, programming and support of Clipsal C-Bus and integration with products from third party manufacturers. C-Bus pointOne members are accredited integration professionals, who have been trained in all aspects of Clipsal C-Bus, with some having over 30 years of industry experience.







## Simple steps to a smart home

1. Visit a Clipsal Powerhouse to experience a working C-Bus display. Go to [www.clipsal.com/clipspec](http://www.clipsal.com/clipspec) or call your local powerhouse to book a tour or consultation.
2. Advise a Clipsal PointOne Integrator or a C-Bus Approved Installer (electrician) that you want to incorporate C-Bus Home Control into your home. To find a Clipsal PointOne Integrator or a C-Bus Approved Installer in your area, visit [clipsal.com/cis](http://clipsal.com/cis).
3. Determine what level of functionality and control you want, i.e. what you want to achieve from your home and C-Bus system.
4. Select your control panels, i.e. touch screens, switches.
5. Plan your C-Bus system with your Clipsal PointOne Integrator or a C-Bus Approved Installer.

*Enjoy your smart home!*

*TIP: When you've lived in your house for a while with your C-Bus installation you will probably think of additional functions you would like added to your C-Bus system. Consider organising for your Clipsal PointOne Integrator or a C-Bus Approved Installer to come back and see you after a couple of months so you can have your C-Bus installation customised to your exact requirements.*

# Controls

## **C-Touch™ 6.4" Colour Touch Screens**

The latest in C-Bus wall mounted LCD screens. These stylish touch screens can replace multi-gang switch plates to add a touch of enviable style to any home. You can even personalise the screen with your own colour scheme, photographs or screensavers.

## **C-Touch™ Spectrum Colour and B&W Touch Screens**

Clipsal's C-Touch Spectrum colour touch screens and Black and White touch screens provide total control of your entire C-Bus system - making them perfect for main living areas, entrance halls or home theatres. You can also have a freestanding swivel base version, which is ideal for kitchen benches and bedside tables.

## **DLT™ Wall Switches**

Clipsal's range of LCD labelled wall switches allows the buttons to be electronically labelled according to your needs. The units have eight function buttons over two pages, and backlight for easy viewing, and support up to eight languages.

## **Saturn™ Wall Switches**

The C-Bus Saturn range boasts a luxurious glass fascia and distinctive illuminated round buttons. It is arguably the most beautiful switch range available. The pure glass finish is not only stylish, but is durable and easy to clean. But if you prefer a metal finish, it's also available with a stainless steel fascia.

## **Modena™ Wall Switches**

The elegant range of C-Bus Modena Home Control wall switches feature an ultra-modern soft touch for on/off control and dimming of lights. Additionally, they can also activate your custom scenes and act as timers if you require.

## **Neo® Wall Switches**

Neo features sleek lines and distinctive styling, and the large rocker covers blend beautifully into the fascia. Available in a wide range of mix and match colour combinations.

## **Slimline® & C-Bus 30 Mech Wall Switches**

For those who want to enjoy the convenience of C-Bus Home Control but would like to keep a consistent style of switches throughout their home, Slimline is the ideal choice. C-Bus Slimline switches are low profile (only 4mm thick) and will look home when used with Clipsal's Classic switch range. Slimline is available in range configurations and a selection metal plate finishes that will look fantastic in your home.

## **Reflection™ Wall Switches**

Reflection is a sleek, contemporary design that is constructed from stainless steel and boasts a flat rectangular switch plate. The switches feature an inbuilt 'cool blue' LED status indicator.

## **Remote Controls**

These stylish remote controls can control preset scenes or individual functions around your home. You can even incorporate remote controls from other devices, such as audiovisual equipment, into one universal C-Bus Remote Control.





BS5000CTC2



5050CTC2,GB



C-5080CTL2-PW



C-5080CTL2-GF



5080CTL2-PW



5080CTL2,GF



5055DL,GB



5085DL-680



5082NL-J80



5082NL-680



LHC882,WH



LHC884,BL



5052NL,GB



5054NL-696



SC5031NL



SL5032NL



R5061NL




R5064VNL

Note: Not all colour options are available.




5080CTC2-6



5080CTC2-GF



5080CTC2-3



5080CTC2-PW

C-TOUCH  
6.4"  
COLOUR  
TOUCH SCREEN



C-BS5000CTL2



C-5050CTL2-WE



C-SC5000CTL2-BK



C-5000CTD2-BK

C-TOUCH  
SPECTRUM  
COLOUR  
TOUCH SCREEN



BS5000CTL2



5050CTL2,WE



SC5000CTL2,BK



5000CTDL2,BK

B&W  
TOUCH SCREEN



5085DL-J80



5085DL-380



5085DL-GF



5085DL-PW

DLT



5084NL-780



5086NL-380



5082NL-GF



5082NL-PW

SATURN



LHC886,WH



LHC882,BK



LHC884,CH



LHC886,BK

MODENA



5058NL-393



5052NL-686



5054NL-335



5058NL,WE

NEO



5034NL



5031NMMIRL



5031NMMIRL



5031NMMIRL

SLIMLINE AND  
30 MECH



R5068NL



5038TX2



5888TXBA



5084TX

REFLECTION  
AND REMOTES



Clipsal Powerhouses are open 9am to 5pm Monday to Friday. Call now for a Clipspec consultation appointment and walk through the showroom to see Clipsal products on display.

**NSW**

78 Waterloo Road  
MACQUARIE PARK NSW 2113  
Ph: (02) 9125 9450

**GOLD COAST**

Unit 7, 82-86 Minnie Street  
SOUTHPORT QLD 4215  
Ph: (07) 3635 7486

**TAS**

Unit 23/34 Innocent Street  
KINGS MEADOWS TAS 7249  
Ph: (03) 6335 8808

**WA**

55 Salvado Road  
SUBIACO WA 6008  
(located in Home Base Expo)  
Ph: (08) 9347 3570

**QLD**

80 Schneider Road  
EAGLE FARM QLD 4009  
Ph: (07) 3635 7486

**SA**

6/69 Sir Donald Bradman Drive  
HILTON SA 5033  
Ph: (08) 8161 0751

**VIC**

83-89 Queens Parade  
NORTH FITZROY VIC 3068  
Ph: (03) 9207 3200



**Schneider Electric (Australia) Pty Ltd**

33-37 Port Wakefield Road, Gepps Cross  
South Australia 5094

PO Box 132, Enfield Plaza,  
South Australia 5085

**clipsal.com**

Website: clipsal.com  
Contact us: clipsal.com/feedback

**National Customer Care Enquiries:  
1300 2025 25**

Schneider Electric (Australia) Pty Ltd reserves the right to change specifications, modify designs and discontinue items without incurring obligation and whilst every effort is made to ensure that descriptions, specifications and other information in this catalogue are correct, no warranty is given in respect thereof and the company shall not be liable for any error therein.

© 2011 Schneider Electric. All Rights Reserved.  
Trademarks are owned by Schneider Electric Industries SAS or its affiliated companies.

♻️ printed on recycled paper